



# Toxicological Effects of Pendimethalin: Behavioral Changes and LC<sub>50</sub> Analysis in *Cyprinus carpio*

Inder Singh Rana <sup>a++\*</sup>, Sushma Sharma <sup>a#</sup>,  
Rajinder Kumar <sup>a++</sup> and Jyoti Verma <sup>a++</sup>

<sup>a</sup> Department of Biosciences, Himachal Pradesh University, Shimla, Himachal Pradesh, India.

## Authors' contributions

This work was carried out in collaboration among all authors. All authors read and approved the final manuscript.

## Article Information

DOI: <https://doi.org/10.56557/upjoz/2024/v45i224670>

## Open Peer Review History:

This journal follows the Advanced Open Peer Review policy. Identity of the Reviewers, Editor(s) and additional Reviewers, peer review comments, different versions of the manuscript, comments of the editors, etc are available here: <https://prh.mbimph.com/review-history/4398>

Original Research Article

Received: 02/10/2024

Accepted: 04/12/2024

Published: 07/12/2024

## ABSTRACT

The pre-emergent herbicide pendimethalin is a selective dinitroaniline compound that interferes with the production of microtubules, potentially contaminating groundwater. The current investigation sought to ascertain the acute toxicity levels and behavioral effects of pendimethalin (30% EC) on *Cyprinus carpio*. Finney's probit bioassay method estimated the lethal toxicity LC<sub>50</sub> values for commercial-grade herbicide pendimethalin on *C. carpio*. This method entails fitting the data collected from experiments to a probit model, which converts the results obtained (such as mortality rates) into a normal distribution scale. It is a useful tool in toxicological research since it enables more precise estimations of the LC<sub>50</sub>. The lethal toxicity (LC<sub>50</sub>) values of pendimethalin to *C. carpio* exposed to 24, 48, 72 and 96-hr were determined to be 2.83µL/L, 2.59µL/L, 2.39µL/L and 2.20µL/L.

<sup>++</sup> Research Scholar;

<sup>#</sup> Professor;

\*Corresponding author: Email: [indersinghrana1993@gmail.com](mailto:indersinghrana1993@gmail.com);

**Cite as:** Rana, Inder Singh, Sushma Sharma, Rajinder Kumar, and Jyoti Verma. 2024. "Toxicological Effects of Pendimethalin: Behavioral Changes and LC<sub>50</sub> Analysis in *Cyprinus Carpio*". UTTAR PRADESH JOURNAL OF ZOOLOGY 45 (22):164-73. <https://doi.org/10.56557/upjoz/2024/v45i224670>.

based on the mortality estimations. Pendimethalin-induced behavioral abnormalities in *C. carpio* were investigated using sublethal concentrations (i.e., 1/15<sup>th</sup>, 1/10<sup>th</sup>, and 1/5<sup>th</sup> of the 96-hour LC<sub>50</sub> value) at intervals of 0, 7, 14, 21 and 28 days. Our research observed behavioral shifts such as reduced general activity, reduced foraging behavior, diminished schooling behavior, reduced reflex stimuli, increased opercula movements, irregular movements, mucus secretion, enhanced breathing rates and increased surface air gulping. Our studies showed that pendimethalin can produce both mortality and behavioral alterations in *Cyprinus carpio*, offering important insights into the pendimethalin fatal and sub-lethal effects. These results highlight how crucial it is to keep an eye on herbicide poisoning in aquatic habitats since even sub-lethal levels can have an effect on fish behavior and the general health of the ecosystem.

**Keywords:** *C. carpio*; pendimethalin; lethal toxicity (LC<sub>50</sub>); behavioral alterations.

## 1. INTRODUCTION

The protection of the environment has gathered interest from a broad spectrum of individuals worldwide, and among researchers and academics who work in this field, it has grown to be a worldwide problem. In aquatic environments, pesticides are recognized as powerful toxins. A variety of manmade and natural processes provide pollutants to aquatic habitats. This is demonstrated by the numerous cases in which specific pollutants have had adverse effects on fish populations (Hamilton et al., 2016). Fish physiology, immunological response, and development are all negatively impacted by pesticide pollution (Ghafarifarsani et al., 2024). Pesticide impact on aquatic animals causes considerable loss in aquaculture productivity when their concentrations surpass the allowed levels. These effects may potentially have a detrimental effect on people's health in addition to lowering the overall wellness and diversity of aquatic ecosystems (Mustafa et al., 2024). There are many ways that herbicides can get into aquatic ecosystems including runoff, aerosol drift, volatilization, and sediment resuspension (Ribeiro et al., 2022).

A dinitroaniline class selective herbicide called pendimethalin (*N*-[1-ethylpropyl]-3,4-dimethyl-2,6-dinitrobenzenamine) is employed in both agricultural and non-agricultural areas to manage unwanted grasses and broadleaf weeds. Pendimethalin can be added to the soil before or after the stage of emergence. When pendimethalin seeps into waterways, it can lead to longer-term environmental problems, impacting aquatic ecosystems and perhaps getting into the human water supply. This makes its potential to pollute groundwater significant. Because of the potential for negative impacts on the environment and public health, it is imperative to evaluate and control the risks involved with its usage. Additionally, they are

used in a variety of water bodies to prevent the emergence of many undesirable aquatic weeds. A portion of the aquatic vegetation provides fish with food and cover. Herbicide-induced eradication of these plants has a detrimental effect on both their food supplies and shelter (Ghafarifarsani et al., 2024).

Finding the lethal concentration 50, or LC<sub>50</sub>, for fish subjected to herbicides is crucial for evaluating the hazards to aquatic environments and notifying regulatory bodies of the effects on species other than the intended targets. This information helps reduce environmental impact while guiding the appropriate use of herbicides in agriculture and promoting ecological investigations that examine its impact on fish and aquatic food chains. Finding the LC<sub>50</sub> concentrations is therefore essential for encouraging sensible pesticide usage and protecting aquatic habitats.

A crucial tool for identifying the harmful impact that toxicants may have on organisms is behavior. Herbicides can alter the molecular structure of neurotransmitters and block the enzymes necessary for their manufacture or breakdown. Chronic usage of herbicides may negatively impact fish behavior, growth, and fertility. Fish tissues can absorb even minute levels of herbicides, leading to long-term damage (Naiel et al., 2020). Fish behaviors may range widely in complexity from really basic to rather complicated, and they are vulnerable to changes in their behavior brought on by dangerous toxicants and environmental contaminants, which could have lethal consequences. Herbicides can alter fish behavior in several ways. Fish that are less successful in discovering and gathering food due to herbicides are less effective feeders. This is one important factor that affects foraging (Khursigara et al., 2023). The specific behavioral assays employed in this study included: Swimming Activity, foraging behavior, movement

patterns, social behavior, reactivity to stimuli, habitat depth selection, locomotive behavior, breathing rates and reactivity to stimuli.

Although earlier studies have examined Pendimethalin's acute toxicity to various aquatic species, little is known about its sub-lethal effects, especially regarding behavioral changes and the calculation of its LC<sub>50</sub> in *C. carpio*. Therefore, the current study emphasizes finding the acute toxicity concentrations of pendimethalin in *C. carpio* and its impacts on various morphological and behavioral phenomena in carp.

## 2. MATERIALS AND METHODS

### 2.1 Collection of Test Animals

Living, well-formed individuals of *C. carpio*, weighing 60-70 grams, and generally measuring 14 to 17 centimeters, were retrieved from the Fish and Breeding Farm Deoli in Ghaggus (Himachal Pradesh). *C. carpio*, is frequently employed as a model organism in toxicological investigations for several reasons, most notably its ecological significance, simplicity of use in laboratory environments, and vulnerability to environmental contaminants. For two-three minutes, the fish were submerged in a 0.2% aqueous potassium permanganate (KMnO<sub>4</sub>) solution to disinfect them. The fish were subjected to laboratory settings for 15 days. Fish were acclimatized to laboratory conditions by providing appropriate environmental conditions like adjusting water temperature, dechlorinating aquarium water, providing natural photoperiods and minimizing stress through gentle handling. They were given commercial feed available on the market during this time, which included 15% crude ash, 4% fat, 4% protein, and 4% crude fiber. Throughout this time, the test water and the lab's normal physicochemical conditions were maintained.

## 3. RESULTS

### 3.1 Physio-chemical Characteristics of the Test Water

Table 1. The physicochemical characteristics of the water were calculated by APHA, (2005)

S. No.	Water parameter	Value
1	Temperature	25-28 ± 1.5°C
2	Dissolved oxygen	7.5 ± 0.7mg/L
3	Ph	7.3 ± 0.5
4	Total hardness	133 ± 2.5 mg/L
5	Total dissolved solids (TDS)	215-240 ppm
6	Chloride ion (Cl <sup>-</sup> ) concentration	300-330 mg/L
7	Alkalinity	350-380 ppm

### 2.2 Pendimethalin

Under the product name pendimol, the study chemical pendimethalin of purity 97% manufactured by Adarsh Agro Seeds, Gujrat, India was bought from the Shimla local market. The stock solution was made by dissolving 1mL of pendimethalin in 100mL of distilled water. Desirable concentrations were taken from this stock solution for further studies.

### 2.3 Bioassay test

The poisoning potential of Pendimethalin was assessed in freshwater fish, *C. carpio*, using a lethal toxicity LC<sub>50</sub> test using Finney's probit bioassay method (Finney 1971). 100 fish had been used for the experimental setup. Fish were kept in 100- litre aquariums and were divided into 10 groups each group containing 10 fish. The first group served as control while the other 9 groups (90 fish) were exposed to different concentrations of pendimethalin for 96 hours. The water of the aquarium was changed every day and freshly prepared test solution was given to fish each day. The LC<sub>50</sub> values for various times, including 24 hours, 48 hours, 72 hours, and 96 hours, were computed by assessing the mortality seen at various concentrations throughout that time. For analyzing the behavioral alterations *C. carpio* was administered with sublethal doses of pendimethalin i.e., 1/15<sup>th</sup> (Minimum), 1/10<sup>th</sup> (Moderate) and 1/5<sup>th</sup> (Maximum) values of calculated 96-hrs LC<sub>50</sub> value (i.e., 2.20 µL/L). Now, the fish were subjected to these doses for 7, 14, 21 and 28 days.

### 2.4 Statistical method

MS- Excel Data Analysis ToolPak was used for statistically analyzing the data obtained from present experiments.

**Table 2. Demonstrating probit values of mortality (PV's), pendimethalin (PND), mean mortality (Mt) and its percentage (%Mt)**

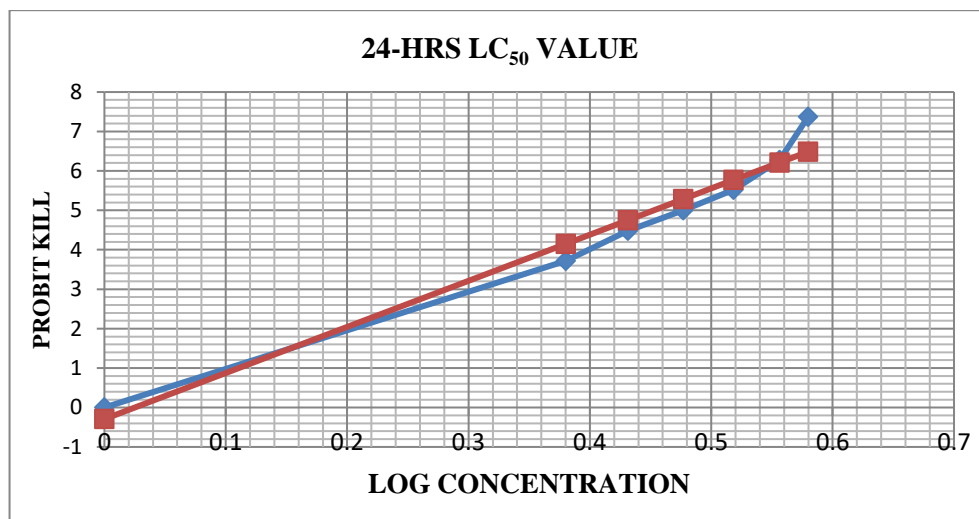
S. NO.	DOSE OF PND (µL/L)	Log Conc.	Fish	96-HOURS			72-HOURS			48-HOURS			24-HOURS		
				Mt	%Mt	PV's	Mt	%Mt	PV's	Mt	%Mt	PV's	Mt	%Mt	PV's
1	0	0	10	0	0	0	0	0	0	0	0	0	0	0	0
2	1.5	0.18	10	1	10	3.72	0	0	0	0	0	0	0	0	0
3	1.8	0.25	10	2	20	4.16	1	10	3.72	0	0	0	0	0	0
4	2.1	0.32	10	3	30	4.48	2	20	4.16	1	10	3.72	0	0	0
5	2.4	0.38	10	5	50	5	4	40	4.75	3	30	4.48	1	10	3.72
6	2.7	0.43	10	7	70	5.52	6	60	5.25	5	50	5	3	30	4.48
7	3	0.48	10	10	100	7.37	9	90	6.28	7	70	5.52	5	50	5
8	3.3	0.52	10				10	100	7.37	9	90	6.28	7	70	5.52
9	3.6	0.56	10							10	100	7.37	9	90	6.28
10	3.8	0.58	10										10	100	7.37

### 3.2 Lethal Concentration (LC<sub>50</sub>)

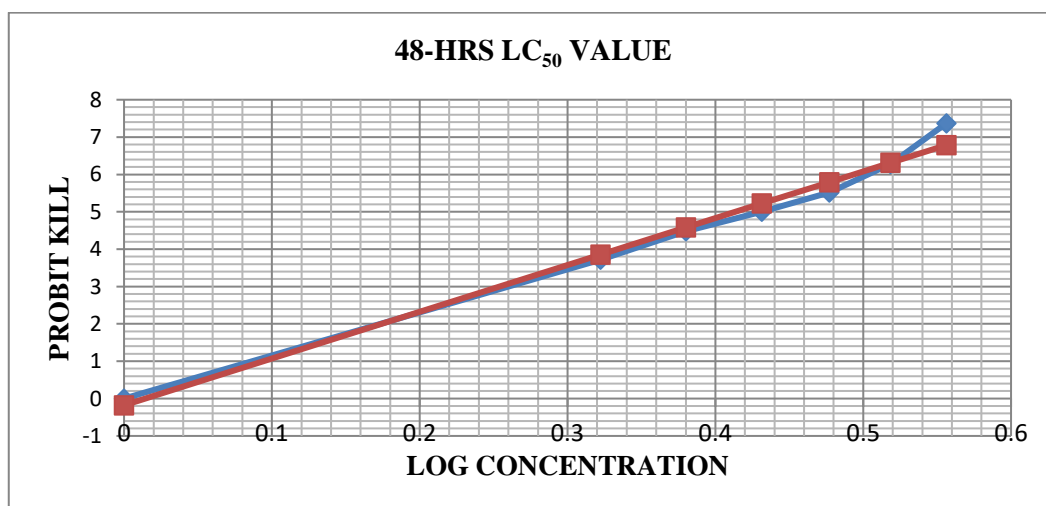
In the study of toxicology, the median tolerant range of any contaminant serves as a basic reference point (Ward and Parrish, 1982). Lethal toxicity values were determined according to Finney's probit bioassay for 24 to 96 hours. Different concentrations of toxicant were selected from the range test concentrations 0.001-0.1µL/L, 0.1- 1µL/L, and 1-10 µL/L to determine lethal toxicity values. No mortality was observed in the range 0.001-0.1µL/L and 0.1-1.0µL/L while mortality was observed in 1-10µL/L and based

on this range 9 different concentrations (1.5µL/L, 1.8µL/L, 2.1µL/L, 2.4µL/L, 2.7µL/L, 3µL/L, 3.3µL/L, 3.6µL/L and 3.8µL/L) were selected for exposure. Data analysis was carried out by using the regression method. By using the probit method, the 24, 48, 72 and 96-hour LC<sub>50</sub> values and 95% confidence limits for pendimethalin were determined to be 2.83µL/L, 2.59µL/L, 2.39µL/L and 2.20µL/L based on the mortality measurements (as shown in Table 1). The graphs between log concentration and probit mortality are shown (Graphs 1-4).

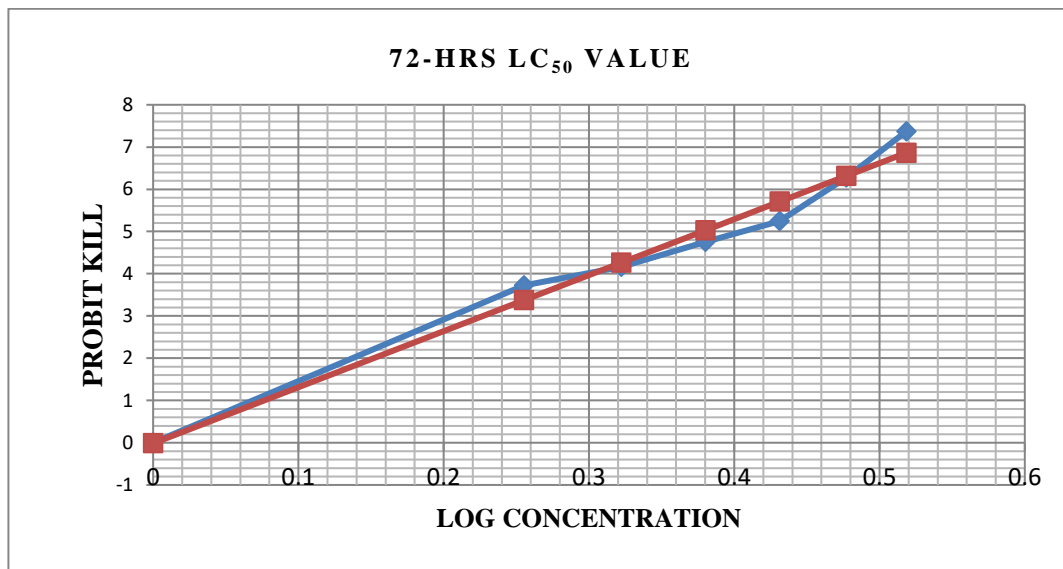
#### Graphs LC<sub>50</sub> calculation:



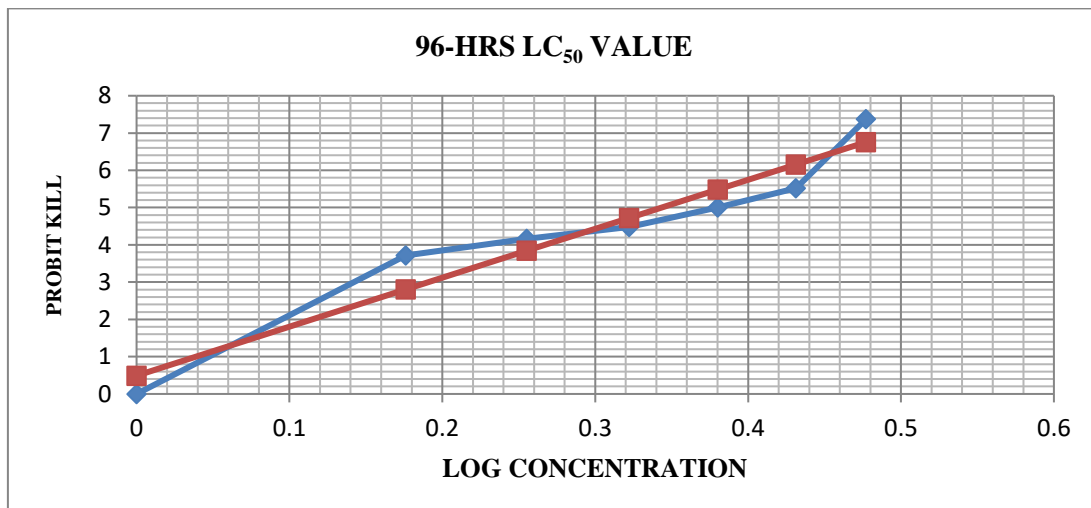
Graph 1. Showing relationship for log of concentration and probit mortality for 24-hrs LC<sub>50</sub> value with 95% confidence limit. R-square value for this graph is 0.96. While the linear line equation is  $Y=11.69 + (-0.29)$



Graph 2. Showing relationship for log of concentration and probit mortality for 48-hrs LC<sub>50</sub> value with 95% confidence limit. R-square value for this graph is 0.98. While linear line equation is  $Y=12.52 + (-0.17)$



**Graph 3. Illustrating relationship between log of concentration and probit mortality for 72-hrs  $LC_{50}$  value with 95% confidence limit. R-square value for this graph is 0.98. While linear line equation is  $Y=13.26x + (-0.014)$**



**Graph 4. Demonstrating relationship between log of concentration and probit mortality for 96-hrs  $LC_{50}$  value with 95% confidence limit. R-square value for this graph is 0.93. While linear line equation is  $Y=13.13x + 0.48$**

### 3.3 Behavioral Alterations at Sublethal Concentrations

Sublethal concentrations (i.e.,  $1/5^{th}$ ,  $1/10^{th}$  and  $1/15^{th}$  of 96-hrs  $LC_{50}$  value) were taken to study behavioral abnormalities caused by pendimethalin in *C. carpio* and various behavioral parameters such as general activity, feeding activity, movements dynamics, schooling behavior, aggression levels, breathing behavior and reflex towards stimuli were studied at 7, 14,

21 and 28-day intervals as compared to control.

**General Activity:** At minimum concentration, fish did not show much activity but at higher concentrations, fish showed a decrease in normal swimming patterns.

**Foraging behavior:** At high concentrations, at 21 and 28 days of pendimethalin exposure fish showed minimum foraging and sometimes avoided feeding as compared to normal feeding in the control group.

**Table 3. Demonstrating various behavioral alterations caused by sublethal concentrations of pendimethalin exposed carp at 0 (Control), 7, 14, 21 and 28-day intervals**

<b>Behavioral Perspective</b>	<b>Period (In Days)</b>	<b>Baseline Concentration (1/15<sup>th</sup> LC<sub>50</sub>)</b>	<b>Mid-Level Concentration (1/10<sup>th</sup> LC<sub>50</sub>)</b>	<b>Elevated Concentration (1/5<sup>th</sup> LC<sub>50</sub>)</b>
<b>General Activity</b>	Control	+	+	+
	7	+	+	+
	14	+	+	-
	21	+	-	--
	28	-	--	---
<b>Foraging Behavior</b>	Control	+	+	+
	7	+	+	-
	14	+	+	-
	21	+	-	--
	28	-	--	---
<b>Movement Dynamics</b>	Control	+	+	+
	7	+	+	+
	14	+	++	++
	21	+	++	++
	28	++	+++	+++
<b>Social Behavior</b>	Control	+	+	+
	7	+	+	-
	14	+	+	-
	21	-	--	---
	28	-	--	---
<b>Reactivity to Stimuli</b>	Control	+	+	+
	7	+	+	+
	14	+	+	+
	21	+	+	-
	28	+	-	--
<b>Habitat Depth Select</b>	Control	+	+	+
	7	+	+	+
	14	+	-	-
	21	+	-	--
	28	-	-	--
<b>Respiration Rate/Breathing Frequency</b>	Control	+	+	+
	7	+	+	++
	14	+	++	++
	21	+	++	+++
	28	++	+++	+++
<b>Mucus secretion</b>	Control	+	+	+
	7	+	+	+
	14	+	+	++
	21	+	++	++
	28	+++	+++	++++
<b>Locomotive Behavior</b>	Control	+	+	+
	7	+	+	+
	14	+	-	-
	21	+	-	--
	28	-	-	--

(+) Normal, (++) Slightly increased, (+++) Mildly increased, (++++ Severely increased, (-) Slightly decreased, (--) Mildly decreased and (---) Severely reduced.

**Movement rates:** With the increase in pendimethalin concentrations, carp showed increased movement rates as compared to normal movements of the control group. Fish showed erratic swimming behavior.

**Schooling behavior:** At elevated concentrations, fish social behavior was diminished, reduced social interactions and solitary behavior were seen.

**Reactivity to stimuli:** At high pendimethalin concentrations fish showed reduced response to external stimuli.

**Habitat depth selection:** At elevated pendimethalin doses fish seem to avoid depth, fish seem to prefer surface water for air gulping.

**Respiration rate:** With the increase in pendimethalin dose opercular movement speed was increased which showed increased breathing rates.

**Locomotive behavior:** Fish showed very little movement or no movement at elevated concentrations of pendimethalin.

**Mucus secretion:** With the increase in concentration of pesticide at 21 and 28 days fish showed higher secretion of mucus from the body.

#### 4. DISCUSSION

This investigation aimed to assess the acute poisoning and behavioral reactions to herbicide pendimethalin exposure in *C. carpio* (Linnaeus). The findings unambiguously showed that fish exposed to pendimethalin had an increased death rate as the herbicide's dosage rose.

The standard measurement for lethal toxicity studies is the median lethal concentration ( $LC_{50}$ ), which shows the quantity of an active ingredient that kills 50% of the sample organisms within 96 hours. Numerous investigations have shown the toxicity profiles of several pesticides, such as insecticides and herbicides, for a variety of fish species. Lethal toxicity values for *Clarias gariepinus* juveniles exposed to the glyphosate herbicide in an experiment by Sani and Idris, (2016) revealed 50% 96-hour death at 0.0072 mL/L. In similar line with our findings, *Channa punctatus* exposed to pendimethalin showed 96 hours 50% mortality values of 2.20 mg/L Kalita and Choudhury, (2018). Nearly similar results to our findings were seen when *Oreochromis*

*niloticus* was exposed to stomp (pendimethalin), observed  $LC_{50}$  value was 3.55mg/L El-Sharkawy et al., (2011). In another experiment in Nile tilapia exposed to pendimethalin, the 96-h lethal toxicity concentration was determined as 4.92 mg/L almost double as estimated by us El-Sayed et al. (2015). When treated with the herbicide pretilachlor, *Clarias batrachus* had  $LC_{50}$  values of 9.55, 8.57, 7.11, and 5.84 mg/L after 24, 48, 72, and 96 hours Soni and Verma, (2018). *C. punctatus* exposed to pendimethalin showed a 96-hrs  $LC_{50}$  value of 3.6 mg/L Ahmad and Ahmad (2016). Pendimethalin's 96-hour  $LC_{50}$  value is 199 ug/L in bluegill sunfish, 138 ug/L in rainbow trout, and 420 ug/L in channel catfish (Weed Science Society of America, 1994). Hence our findings suggested that even very low concentrations of pendimethalin can cause carp mortality.

Fish can be used as bio-indicators of water quality because of their ability to readily change in morphology, physiology, and behavior when placed in different environments. *C. carpio* exposed to sublethal amounts of pendimethalin for 28 days exhibited behavioral abnormalities including increased mucus secretion, erratic swimming, increased air gulping and opercular movement, decreased vigilance against predators, decreased schooling behavior, loss of balance, and increased surface breathing. These results were similar in line with the findings of Wang et al. (2022) who studied the effects of pendimethalin on *Hypophthalmichthys nobilis*. Our findings such as altered opercular activity and abnormal swimming behavior were similar to those observed by Yalsuyi et al. (2021), on *C. carpio* exposed to glyphosate. Similar results as observed by us such as abnormal gill movement, surface air gulping, abnormal swimming movements, loss of balance and increased mucus secretion were found by Baghfalaki et al., (2012) in *Hypophthalmichthys molitrix*, *C. carpio* and *Rutilus rutilus caspicus* treated with tribenuron-methyl. In another experiment conducted by Neglur and David, (2021) on *C. carpio* showed altered opercula movement, fin movement and mucus secretion after treatment with Fenaxoprop-P-Ethyl similar to our findings.

#### 5. CONCLUSION

In conclusion, the assessment of  $LC_{50}$  values and behavioral changes in *C. carpio* exposed to pendimethalin reveals the herbicide's substantial effects on aquatic life. The behavioral changes that have been noticed, such as adjustments to



eating and swimming habits, erratic swimming, increased breathing rates, increased surface air gulping and reduced schooling behavior, point to a stress reaction to the exposure to chemicals. These alterations show that the chemical exposure caused a stress reaction. When assessing pendimethalin's toxicity, the determined LC<sub>50</sub> value is a crucial metric. For regulatory actions and environmental risk evaluations, it offers vital data. These results highlight the requirement for more investigation into the ecological impacts of pendimethalin over the long term on fish populations and aquatic ecosystems, as well as the development of mitigation techniques for its use in polluted environments. In general, conservation efforts and the advancement of better aquatic ecosystems can be aided by a knowledge of *C. carpio* physiological and behavioral responses.

## ETHICAL APPROVAL

The Institutional Animal Ethics Committee (IAEC) accepted this investigation, and IAEC criteria were rigorously followed throughout all operations. The study was carried out in compliance with ethical guidelines for responsible animal usage, with an emphasis on avoiding discomfort and guaranteeing the humane treatment of animals.

## DISCLAIMER (ARTIFICIAL INTELLIGENCE)

Author(s) hereby declare that NO generative AI technologies such as Large Language Models (ChatGPT, COPILOT, etc.) and text-to-image generators have been used during the writing or editing of this manuscript.

## ACKNOWLEDGEMENT

I would like to express my profound appreciation to the Himachal Pradesh Department of Fisheries for all of their resources and invaluable help during this endeavor. I also want to express my gratitude to the chairman of the biosciences department at Himachal Pradesh University in Shimla for all of their help and support in doing this research.

## COMPETING INTERESTS

Authors have declared that no competing interests exist.

## REFERENCES

- Ahmad, I., & Ahmad, M. (2016). Fresh water fish, *Channa punctatus*, as a model for pendimethalin genotoxicity testing: a new approach toward aquatic environmental contaminants. *Environmental toxicology*, 31(11), 1520-1529. <https://doi.org/10.1002/tox.22156>.
- APHA (2005). Standard Methods for the Examination of Water and Wastewater. 21st Edition, American Public Health Association/American Water Works Association/Water Environment Federation, Washington DC.
- Baghfalaki, M., Shaluei, F., Hedayati, A., Jahanbakhshi, A., & Khalili, M. (2012). Acute toxicity assessment of tribenuron-methyl herbicide in silver carp (*Hypophthalmichthys molitrix*), common carp (*Cyprinus carpio*) and Caspian roach (*Rutilus rutilus caspicus*). *Global Veterinaria*, 8(3), 280-284.
- El-Sayed, Y. S., Samak, D. H., Abou-Ghanema, I. Y., & Soliman, M. K. (2015). Physiological and oxidative stress biomarkers in the freshwater monosex Nile tilapia, *Oreochromis niloticus* L., exposed to pendimethalin-based herbicide. *Environmental toxicology*, 30(4), 430-438. <https://doi.org/10.1002/tox.21919>.
- El-Sharkawy, N. I., Reda, R. M., & El-Araby, I. E. (2011). Assessment of Stomp®(Pendimethalin) toxicity on *Oreochromis niloticus*. *Journal of American Science*, 7(10), 568-576. <http://www.americanscience.org/>.
- Finney, D. J. (1971). A statistical treatment of the sigmoid response curve. *Probit analysis*. Cambridge University Press, London, 633.
- Ghafarifarsani, H., Rohani, M. F., Raeeszadeh, M., Ahani, S., Yousefi, M., Talebi, M. et al., (2024). Pesticides and heavy metal toxicity in fish and possible remediation—a review. *Annals of Animal Science*. <https://doi.org/10.2478/aoas-2024-0012>.
- Hamilton, P. B., Cowx, I. G., Oleksiak, M. F., Griffiths, A. M., Grahn, M., Stevens, J. R., et al., (2016). Population-level consequences for wild fish exposed to sublethal concentrations of chemicals—a critical review. *Fish and Fisheries*, 17(3), 545-566.
- Kalita, P., & Choudhury, K. (2018). Evaluation of acute toxicity and behavioral response of herbicide pendimethalin to freshwater fish

- Channa punctata (Bloch). *International Journal of Biosciences*, 13(4), 111-120.  
<http://dx.doi.org/10.12692/ijb/13.4.111-120>.
- Khursigara, A. J., Roberts, A. P., Burggren, W., & Hamilton, T. J. (2023). Behavior and ecotoxicology.  
<http://dx.doi.org/10.1016/B978-0-323-90801-6.00037-9>.
- Mustafa, S. A., Al-Rudainy, A. J., & Salman, N. M. (2024). Effect of environmental pollutants on fish health: An overview. *Egyptian Journal of Aquatic Research*, 50(2), 225-233. ISSN 1687-4285.  
<https://doi.org/10.1016/j.ejar.2024.02.006>.
- Naiel, M. A., Shehata, A. M., Negm, S. S., Abd El-Hack, M. E., Amer, M. S., Khafaga, A. F. et al., (2020). The new aspects of using some safe feed additives on alleviated imidacloprid toxicity in farmed fish: a review. *Reviews in aquaculture*, 12(4), 2250-2267.  
<https://doi.org/10.1111/raq.12432>.
- Neglur, S.B. and David, M (2021). Investigation of Acute Toxicity and the Effect of Fenaxoprop-P-Ethyl Herbicide on the Behavior and Respiratory Dysfunction of the Common Carp (*Cyprinus carpio* L.). *Indian Journal of Natural Sciences*. 12:(69), 36583-36593.
- Ribeiro, Y. M., Moreira, D. P., Weber, A. A., Sales, C. F., Melo, R. M. C., Bazzoli, N. et al., (2022). Adverse effects of herbicides in freshwater Neotropical fish: A review. *Aquatic Toxicology*, 252, 106293.  
<https://doi.org/10.1016/j.aquatox.2022.106293>.
- Sani, A., & Idris, M. K. (2016). Acute toxicity of herbicide (glyphosate) in *Clarias gariepinus* juveniles. *Toxicology Reports*, 3, 513-515.
- Soni, R., & Verma, S. K. (2018). Acute toxicity and behavioural responses in *Clarias batrachus* (Linnaeus) exposed to herbicide pretilachlor. *Heliyon*, 4(12).  
<https://doi.org/10.1016/j.heliyon.2018.e01090>.
- Wang, J. Q., Hussain, R., Ghaffar, A., Afzal, G., Saad, A. Q., Ahmad, N. et al., (2022). Clinicohematological, Mutagenic, and Oxidative Stress Induced by Pendimethalin in Freshwater Fish Bighead Carp (*Hypophthalmichthys nobilis*). *Oxidative medicine and cellular longevity*, 2022, 2093822.  
<https://doi.org/10.1155/2022/2093822>.
- Ward, G. S., and Parrish, P. R. (1982). Manual of methods in Aquatic Environment Research Toxicity tests. FAO. Fish Tech. Pub., 6, 185: 23.
- Weed Science Society of America. Herbicide Handbook, Seventh Edition. Champaign, IL, 1994.10-59.
- Yalsuyi, A. M., Vajargah, M. F., Hajimoradloo, A., Galangash, M. M., Prokić, M. D., & Faggio, C. (2021). Evaluation of behavioral changes and tissue damages in common carp (*Cyprinus carpio*) after exposure to the herbicide glyphosate. *Veterinary Sciences*, 8(10), 218.  
<https://doi.org/10.3390/vetsci8100218>.

**Disclaimer/Publisher's Note:** The statements, opinions and data contained in all publications are solely those of the individual author(s) and contributor(s) and not of the publisher and/or the editor(s). This publisher and/or the editor(s) disclaim responsibility for any injury to people or property resulting from any ideas, methods, instructions or products referred to in the content.

© Copyright (2024): Author(s). The licensee is the journal publisher. This is an Open Access article distributed under the terms of the Creative Commons Attribution License (<http://creativecommons.org/licenses/by/4.0>), which permits unrestricted use, distribution, and reproduction in any medium, provided the original work is properly cited.

**Peer-review history:**

The peer review history for this paper can be accessed here:

<https://prh.mbimph.com/review-history/4398>